

BendixKing



xVue Touch™

Your Solution for Experimental Aircraft

Your Solution for Experimental Aircraft

Affordable

The low cost, high performance xVue Touch™ supplants all previous generations of flight displays for experimental aircraft. It comes standard with all flight indicators, the industry-leading SmartView™ synthetic vision, a vertical situation display that shows flight path over terrain, and ADS-B In weather and traffic. It includes free software upgrades coming in the near future to include engine instrument display and radio and autopilot control. xVue Touch integrates seamlessly with BendixKing KSN, Garmin GTN/GNS, and Avidyne IFD navigators, saving the cost of replacing a navigator.

Superior Craftsmanship

Our industrial designers imagined and realized the xVue Touch™ delivering improved comfort and ease of use. With no cooling fan, xVue Touch™ is quiet and has no moving parts to break. An ergonomic grip around the display makes it easy to access functions on screen even in turbulence. The separate controller gives you options to mount it anywhere on the panel you would like. The highest quality materials have been incorporated into the design by Honeywell experts, drawing from our programs like the F-16 avionics. Years of extensive in-lab and flight tests have been conducted to ensure superior quality, reliability and safety.

Fast, Simple, Powerful

Cutting edge touch technology provides high touch accuracy. The display and menu structure has been streamlined and simplified so that all critical functions can be reached in two touches or less. xVue comes with built-in Wi-Fi that allows you to upload databases within four minutes, and software updates in less than ten minutes. The 10.1-inch display provides very high resolution and displays 16.7 million colors with 1000 nits of luminescence and an 800:1 contrast ratio. The high quality coated glass provides 92% light transmissivity, and is anti-glare, anti-smudge, and anti-scratch. All of this provides you with a sharp, bright screen, easily readable in daylight.



System Overview

Primary Flight Display

The flight display unit includes 10.1-inch high-resolution (WUXGA) liquid crystal display (LCD) with infra-red (IR) Smart Touch technology that allows operation with a finger, pen, or glove. It also includes a light sensor that detects cockpit lighting conditions for automatic dimming of the display (dimming can also be controlled manually). For database uploads and maintenance functions, two options are available, a USB port or Wi-Fi connectivity.

Control Panel

The control panel consists of three rotary push button knobs and one dual concentric push button knob. This unit provides an alternative to the touch control capability for entering barometric pressure, selected altitude, course and heading parameters. The control panel receives its power and LED backlight dimming input from the primary flight display.

Air Data Attitude Heading Reference System (ADAHRS)

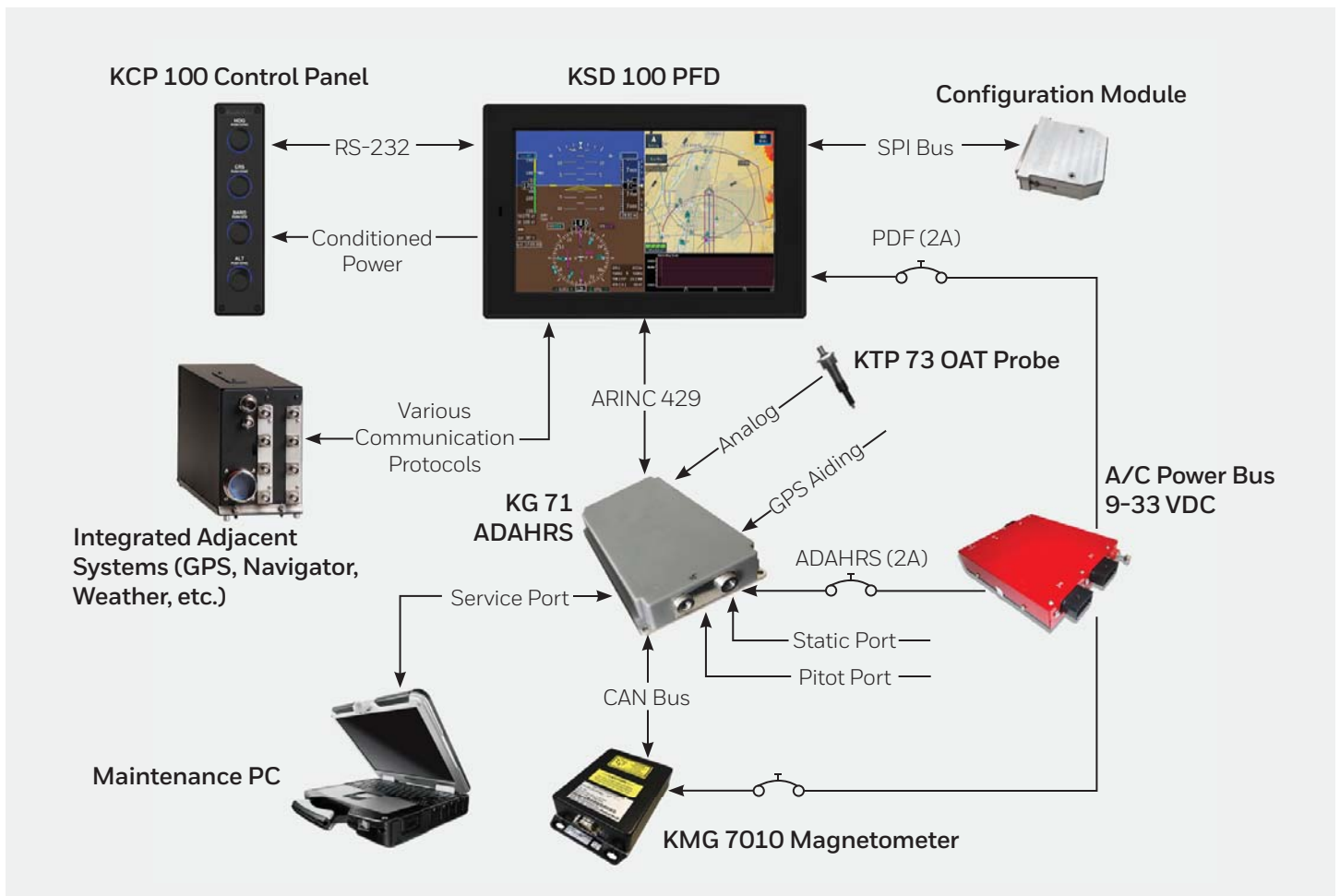
The ADAHRS provides attitude, altitude, airspeed, air temperature, and heading information for the flight deck system. The air data parameters are calculated based on total pressure, static pressure, and air temperature. The attitude and heading reference system provides current airplane attitude based on inertial sensors and an aiding source (GPS or airspeed). The heading value is stabilized using the magnetometer measurement.

Magnetometer

The sensing unit is located internally in the airplane wing or in the empennage, separated from all devices generating electromagnetic fields (motors, ferrous metal, wiring, magnets, antennas or anything else causing magnetic interference). The measurements of the Earth's magnetic field are transmitted by a CAN Bus interface to the unit and data is used for long-term heading output stabilization.

Outside Air Temperature (OAT) Probe

The temperature probe is a platinum 500 Ohm thermal sensor. Total air temperature is sensed by the independent probe and used to calculate the OAT and is required for the true airspeed calculation.



Key Features

- 1920 X 1200 WUXGA high resolution 10.1" touchscreen display
- Light weight system provides attitude, heading, turn coordinator, airspeed, altimeter, Vertical Speed Indication (VSI) and Course Deviation (CDI)
- Full screen Primary Flight Display (PFD) mode, split screen PFD and Multifunction Display (MFD)
- Multi-function display included moving map, VFR, IFR, Charts, ADS-B traffic and weather
- SmartView™ Synthetic Vision (derived from Honeywell Epic platforms)
- Integration with commonly used autopilots and navigators
- Air Data and Attitude Heading Reference System
- Magnetometer and OAT
- 4-Knob remotely mounted controller offers flexible installation options
- Built-in Wi-Fi and USB-C port
- ADS-B In Weather and Traffic
- Full 2-year system warranty

Screen Displays



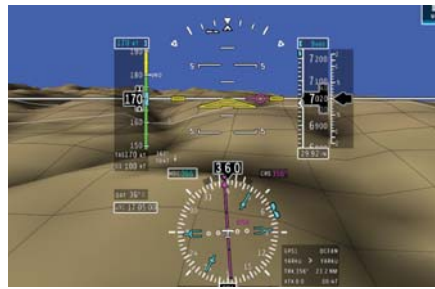
Optimized Menu Structure



IFR Low Data



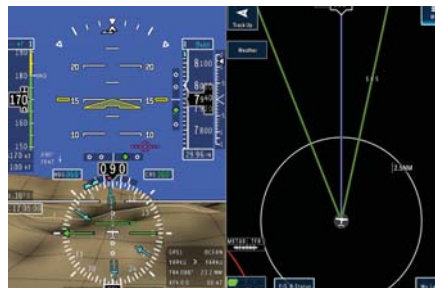
VFR Charts and SVS™



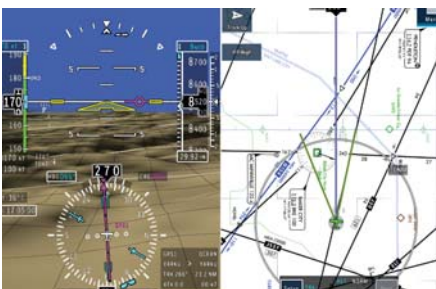
Full PFD Mode



Base Map and Terrain



Dedicated Weather Page



IFR High Data



Airport Diagram on Charts



Terrain and Vertical Situation Display



Keyboard Access to Charts

Cockpit Configurations

**xVue Touch
without
Control Panel**



**xVue Touch with
Control Panel**



**Two independent
xVue Touch Units**



Technical Specifications

Primary Flight Display

Characteristics	Specification
Dimensions	6.897 x 10.45 x 4.08 in. (175.18 x 265.43 x 103.63 mm)
Mounting Information	Front mount
Weight	7.59 lbs. (3.44 kg)
Current Draw	Typical: 1.33 AMP for 28 VDC 2.66 AMP for 14 VDC
Operating Voltage	9.0 to 30.3 VDC
Circuit Breaker	2 AMP for 28 VDC, 3 AMP for 14 VDC
Cooling	Convection cooled (no fan)
Connectors	1 female 78-pin and 1 male 78-pin
Viewing Angle Envelope	80° from all directions

Control Panel

Characteristics	Specification
Dimensions	1.48 x 6.25 x 3.67 in. (37.6 x 158.8 x 93.2 mm)
Mounting Information	Front mount
Weight	1.05 lbs. (0.47 kg)
Current Draw	Powered from flight display. Current draw included with flight display
Operating Voltage	Provided by flight display
Circuit Breaker	None, uses circuit breaker for flight display
Cooling	Convection cooled (no fan)
Connectors	Male 9-pin D-Sub

Magnetometer

Characteristics	Specification
Dimensions	3.70 x 5.83 x 1.33 in. (93.98 x 148.08 x 37.78 mm)
Weight	0.90 lbs. (0.41 kg)
Temperature	-55 °C to +70 °C
Altitude	55,000 ft.
Operating Voltage	9.0 to 30.3 VDC
Current Draw (at 27.5 VDC)	80 mA Nominal, 25°C, after 2 minute warmup 200 mA Nominal, -55°C, after 2 minute warmup 700 mA Maximum, -55°C
Circuit Breaker	1 AMP for 28 VDC, 2 AMP for 14 VDC
Signal Inputs/Outputs	Serial CAN bus
Cooling	Convection cooled (no fan)
Connector	Female 9-pin

Air Data Attitude Heading Reference System (ADAHRS)

Characteristics	Specification
Dimensions	8.65 x 5.1 x 1.4 in. (219.72 x 129.43 x 35.56 mm)
Weight	2.17 lbs. (0.98 kg)
Current Draw	Typical: 0.2 AMP for 28 VDC 0.4 AMP for 14 VDC
Operating Voltage	9.0 to 30.3 VDC
Circuit Breaker	2 AMP for 28 VDC, 3 AMP for 14 VDC
Cooling	Convection cooled (no fan)
Connectors	Male 50-pin and Female 9-pin (maintenance port)

Outside Air Temperature Probe (OAT)

Characteristics	Specification
Dimensions	1.65 x 1.75 x 1.00 in. (41.91 x 44.45 x 25.4 mm)
Weight	0.15 lbs. (0.07 kg)
Current Draw	None, no interface to aircraft power
Operating Voltage	None, connected to ADAHRS, no interface to aircraft power
Circuit Breaker	None
Cooling	No cooling required
Connectors	5 ft. 3-conductor shielded wire lead, spliced into wiring harness

Database Upload: Over Wi-Fi and USB-C

Find Out More

To learn more, call 1.855.250.7027, contact your local BendixKing dealer or visit bendixking.com

BendixKing

9201-B San Mateo Blvd. NE
Albuquerque, NM 87113
BendixKing.com

A60-1614-000-001 | 3/19
© 2019 BendixKing

